

# Build Upgrade Installation Guide for InterScan™ Web Security Suite 3.1 for Windows

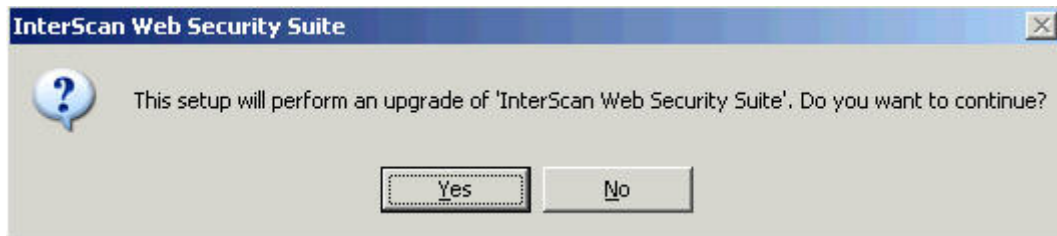
This guide describes how to upgrade from Beta build (1126 or 1146) to GM build (1158).

**Note:** Before you perform the build upgrade, be sure to close any Service Control Manager and Microsoft Management Console.

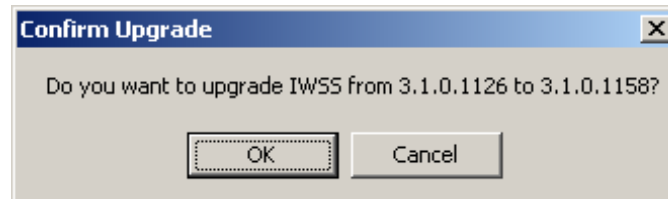
## Performing the Upgrade

To upgrade Beta build (1126 or 1146) to GM build (1158):

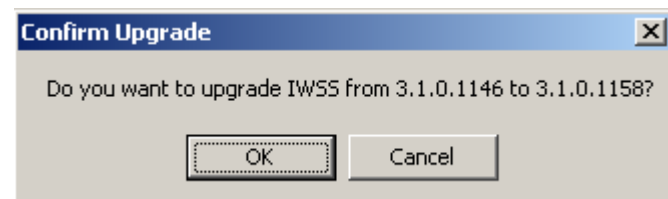
1. Obtain the IWSS GM build (1158) and extract the package to a directory on your server.
2. Execute "setup.exe" in the IWSS installation package. A confirmation dialog appears.



3. Click **Yes**. The following dialog appears.

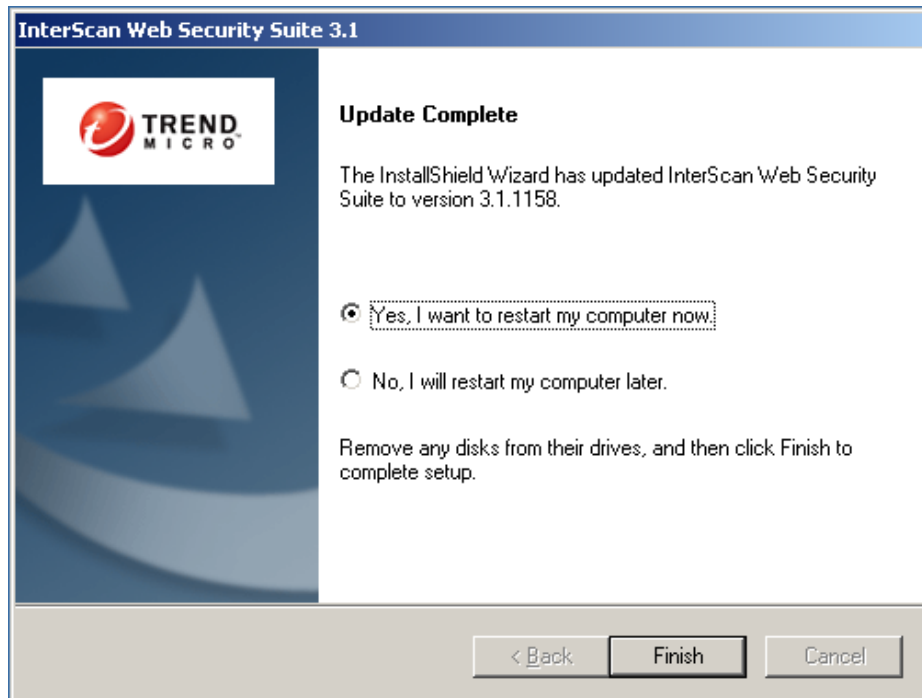


OR



**Note:** Upgrade from Beta build 1126 and Beta refresh build 1146 are both supported.

4. Click **OK** to begin the upgrade. After the upgrade completes, the "Complete" dialog appears.



5. Click **Finish**.
6. Restart the computer.