

The Trend Micro InterScan Messaging Security Virtual Appliance (IMSVA) product is packaged as an ISO file. An ISO file is a complete image of a CD compilation and can be used to install IMSVA on both a bare metal server platform as well as VMware virtual machine. For a bare metal server installation, you must create a bootable installation CD from the ISO file beforehand. For VMware virtual machine installations, you can install from the ISO file or from an installation CD made from the ISO file. For complete instructions for both types of installations, see the *IMSVA Installation Guide*.

Creating an Installation CD from the IMSVA ISO File

There are many third-party software applications that can be used to create CDs from ISO files. These include the software that came with your CD/DVD writer or commercial applications such as Nero® by Nero AG. This guide demonstrates the creation of an IMSVA Installation CD (on Windows XP) by using a readily accessible freeware tool called ISO Recorder Power Toy. This tool is a Windows XP freeware utility that uses native Windows functionality to create the CD.

ISO Recorder can be downloaded from the following location:

<http://isorecorder.alexfeinman.com/isorecorder.htm>

ISO Recorder Power Toy Example

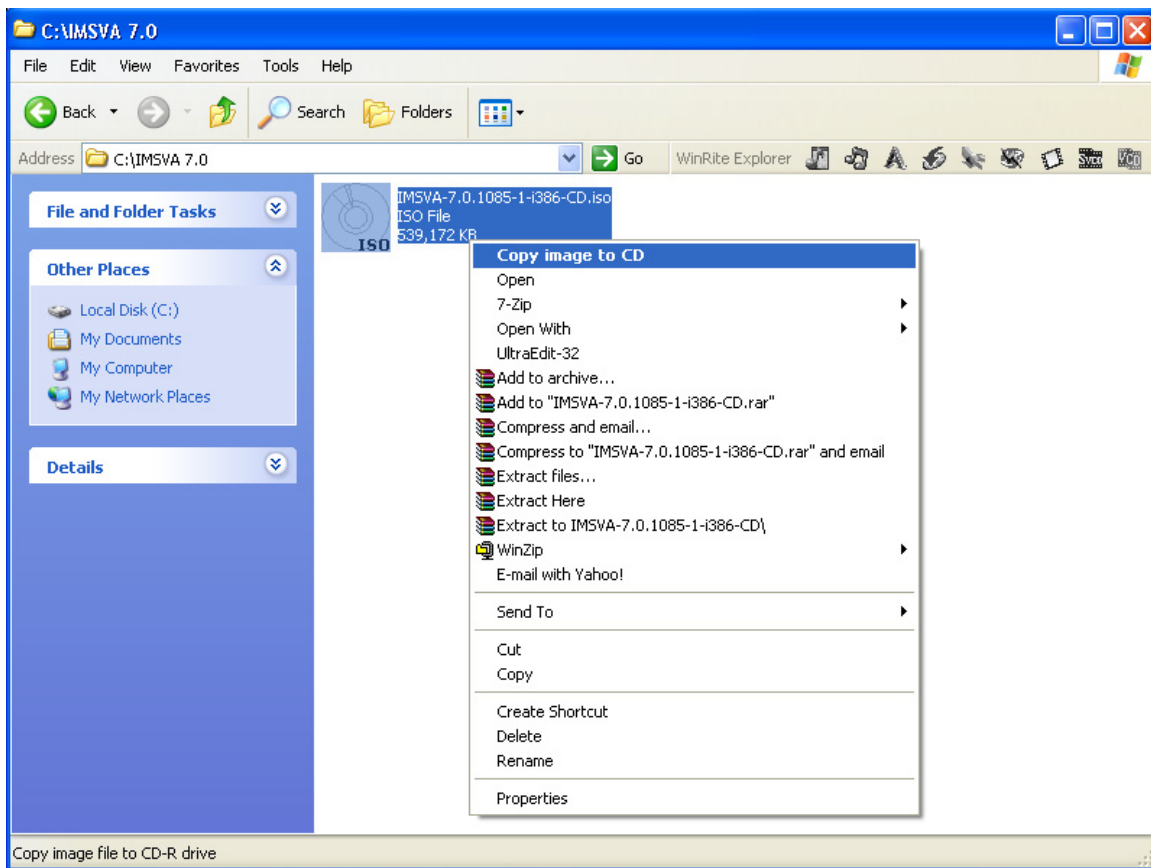
Download and install ISO Recorder onto your Windows XP host. Once the tool is installed, use the following steps to create the IMSVA Installation CD.

1. Insert a blank recordable CD into your CD writer.

The blank CD must be a CD-R and must be able to store a minimum of 600MB of information.

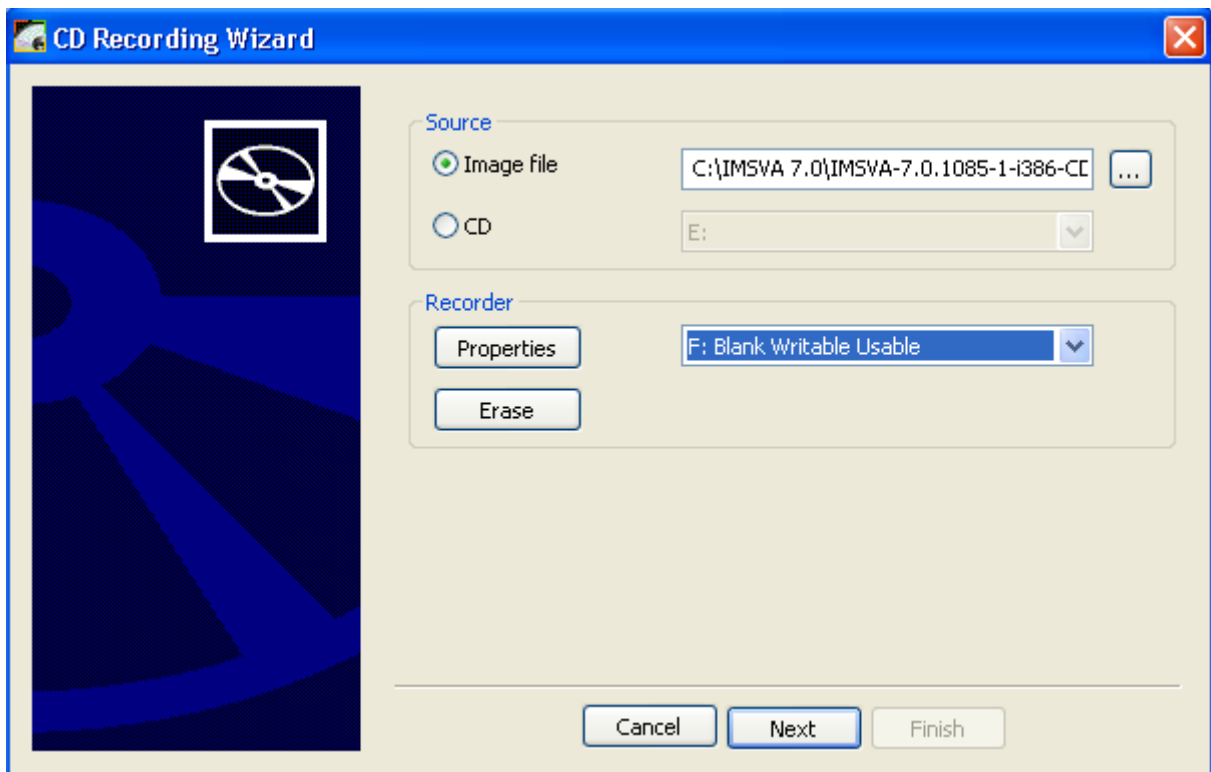
2. Start Windows Explorer.

3. Locate the IMSVA ISO file, right click on the file, and then select **Copy image to CD** as illustrated below.



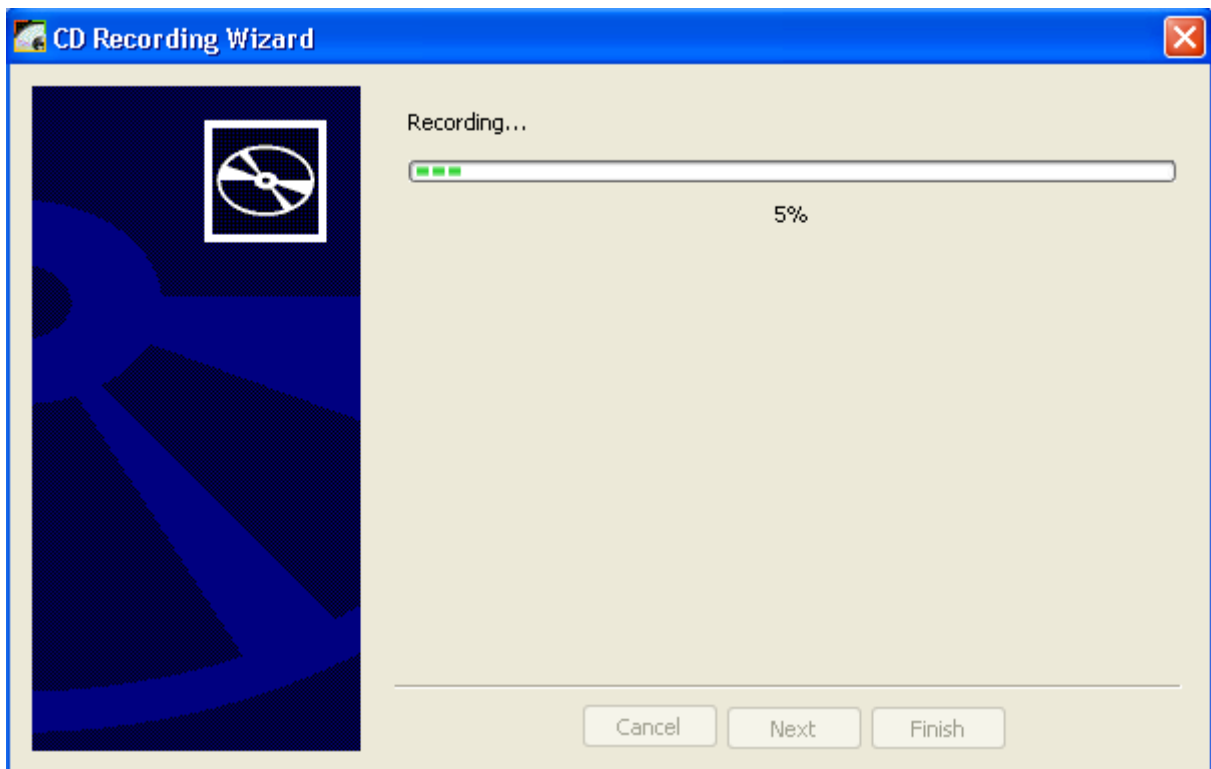
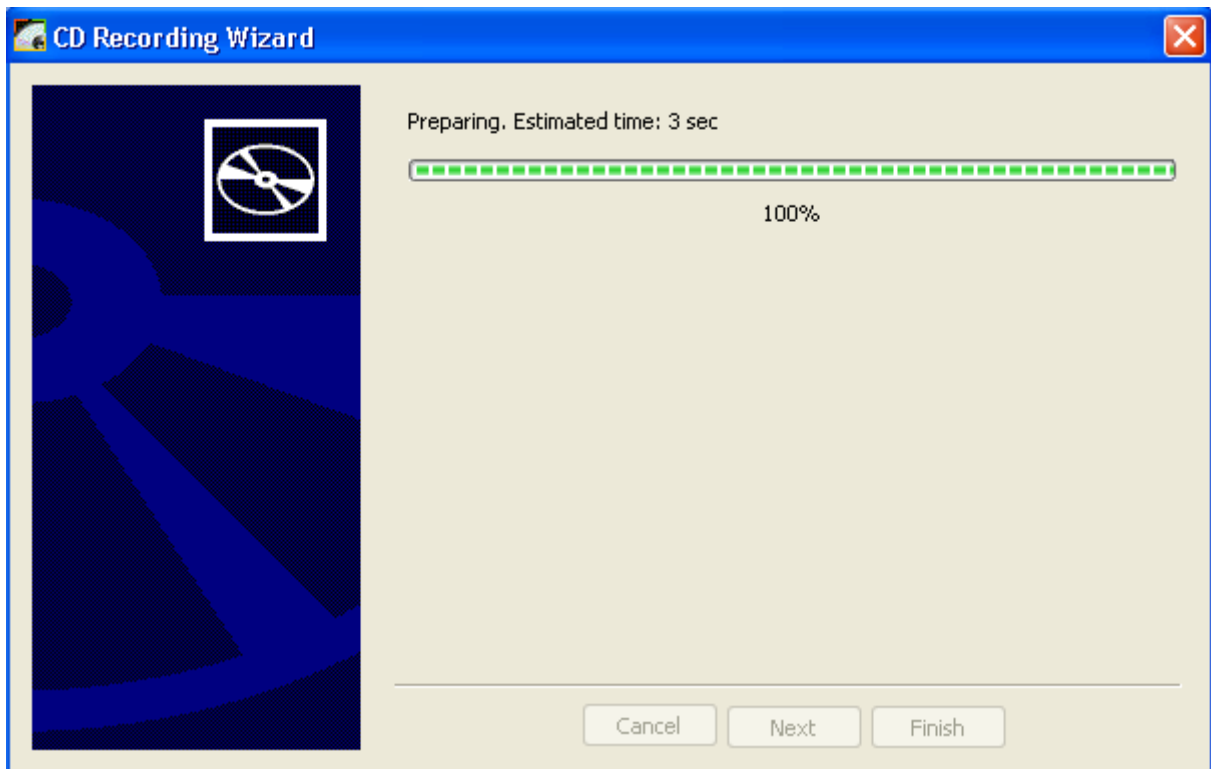
This process opens the ISO Recorder Wizard.

4. Ensure that the **Source** is the location of the IWSVA ISO file and the **Recorder** is your CD/DVD writer.



5. Click **Next**.

The recording wizard starts to create the IMSVA Installation CD.



6. Click **Finish** once the CD writer has completed writing the contents of the CD.

Your IMSVA Installation CD is now ready to use. The IMSVA Installation CD is a bootable CD that can be used on both bare metal and VMware virtual machine installations. For full details on installing IMSVA, please refer to the *IMSVA Installation Guide*.

